

# What is Research?

- Searching
- Finding
- Looking
- Collecting



# Good Research

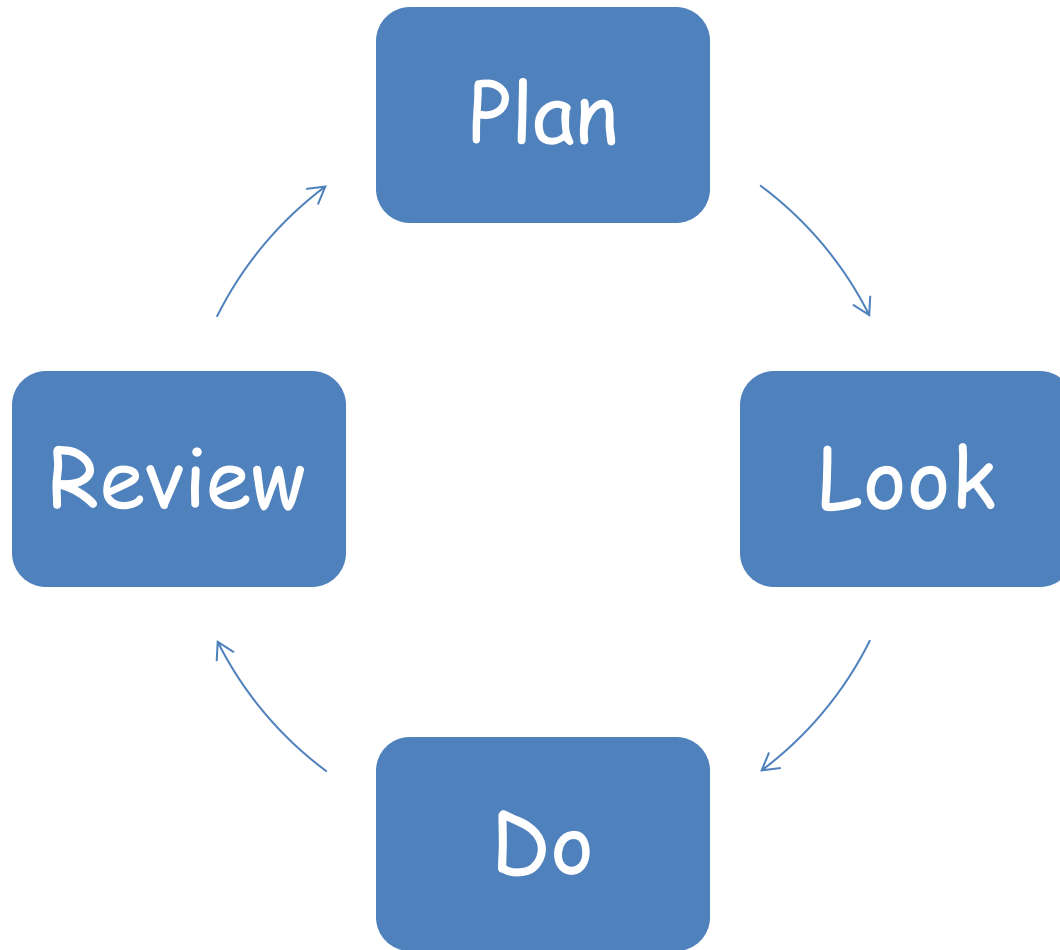
- Takes time
- Uses a system
- Is a step by step process
- Follows an organised set of rules



# 4 Steps to Great Research



# 4 Research Steps



# 1. PLAN

- Think
- Define
- Organise

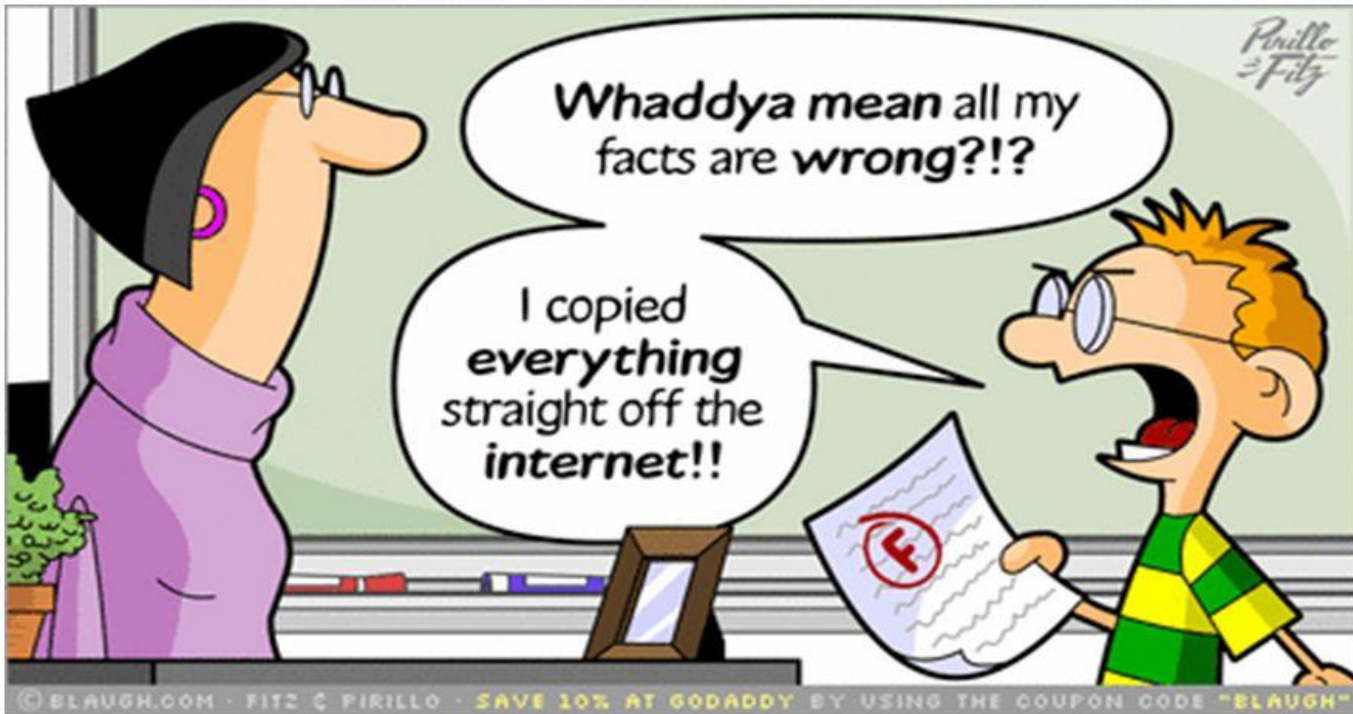


## 2. LOOK

- Search, search and search again
- Ask
- Find out



# Using the internet to LOOK?



# LOOK: is the website CRAP?

- Current                    Is the website up to date?
- Relevant                    Is the information what you need?
- Author                    Who wrote the information?
- Purpose                    What is the website for?



# 3. DO

- Make notes
- Present
- Produce



# Make Notes

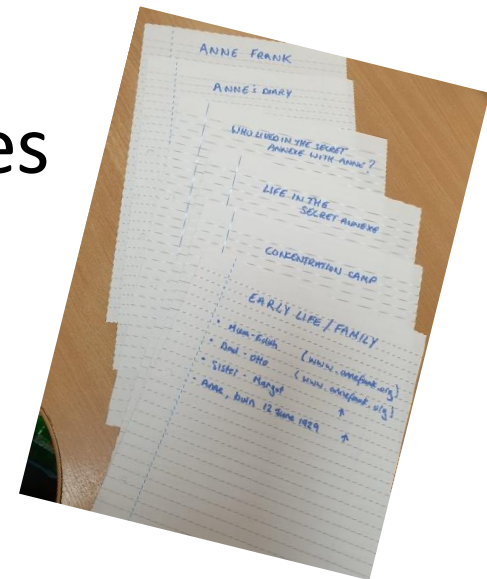
- NEVER cut and paste
- ALWAYS use your own words
- Use bullet points
- Write down key information



*Read the information. Is it relevant? Is it important?  
If so, write it down in your OWN WORDS straight away  
along with the name of the website.*

# Organise your notes

- Use a different A4 sheet for each heading
- Write your notes under the best heading
- Create a new heading if you need to
- Use bullet points to write your notes
- Write down where you got the information from



# 4. REVIEW

- Reflect
- Evaluate
- Feedback



# What are the four research steps?

- Plan
- Look
- Do
- Review



# What does CRAP mean?

C            Current  
R            Relevant  
A            Author  
P            Purpose



# Top Tips for Research



- Good research takes TIME
- Use the four research steps
- Use the CRAP test to check websites
- Make notes in your OWN words
- Use more than one book or website
- Ask for help!



An hour of planning can  
save you 10 hours of doing.

Dale Carnegie

“ quote fancy